

# Weekly Measles Epidemiological Report

**Auckland Regional Public Health Service**  
Rātonga Hauora ā Iwi o Tamaki Makaurau



Working with the people of Auckland, Counties Manukau and Waitemata

To: Auckland Health Sector Stakeholders

From: Planning & Intel, Auckland Regional Public Health Service

Date: 14 September 2009

Subject: Weekly Measles Epidemiological Report

## SUMMARY:

- There have been 27 measles notifications in the Auckland region over the nine week period from 04/07/09 to 011/09/09 – 19 are confirmed, 1 probable and 7 under investigation.
- There have been 83 measles notifications that were investigated and found to be not a case over the same time period.
- Of the 20 confirmed and probable measles cases, 11 (55%) were in Waitemata DHB, 6 (30%) in Auckland DHB, and 3 (15%) in Counties Manukau DHB.
- There was larger proportion of female compared to male confirmed/probable cases (65% versus 35%).
- 42% of all confirmed/probable cases were aged less than 5 years and 26% were aged between 5 and 14 years.
- Over half of all the confirmed/probable cases (56%) were European, 17% were Maori, 17% were Pacific, and 11% were Asian.
- 15% (3/20) of confirmed/probable cases were hospitalised.

## COMMENT:

There have been no new confirmed or probable cases notified since August the 19<sup>th</sup>. The current week has seen five “under investigation” cases notified. Continuing investigations have also resulted in a number of previous cases being de-notified.

TABLE 1: MEASLES NOTIFICATIONS IN THE AUCKLAND REGION (04/07/09 to 11/09/09)

	Auckland DHB	Counties Manukau DHB	Waitemata DHB	TOTAL
Case Status				
Confirmed (lab or epi link)	6	2	11	19
Probable		1		1
Under investigation	5		2	7
(Not a case)	(25)	(23)	(35)	(83)
<b>Total Measles Notifications (excluding not a case)</b>	<b>11</b>	<b>3</b>	<b>13</b>	<b>27</b>

Data source: EpiSurv notifications

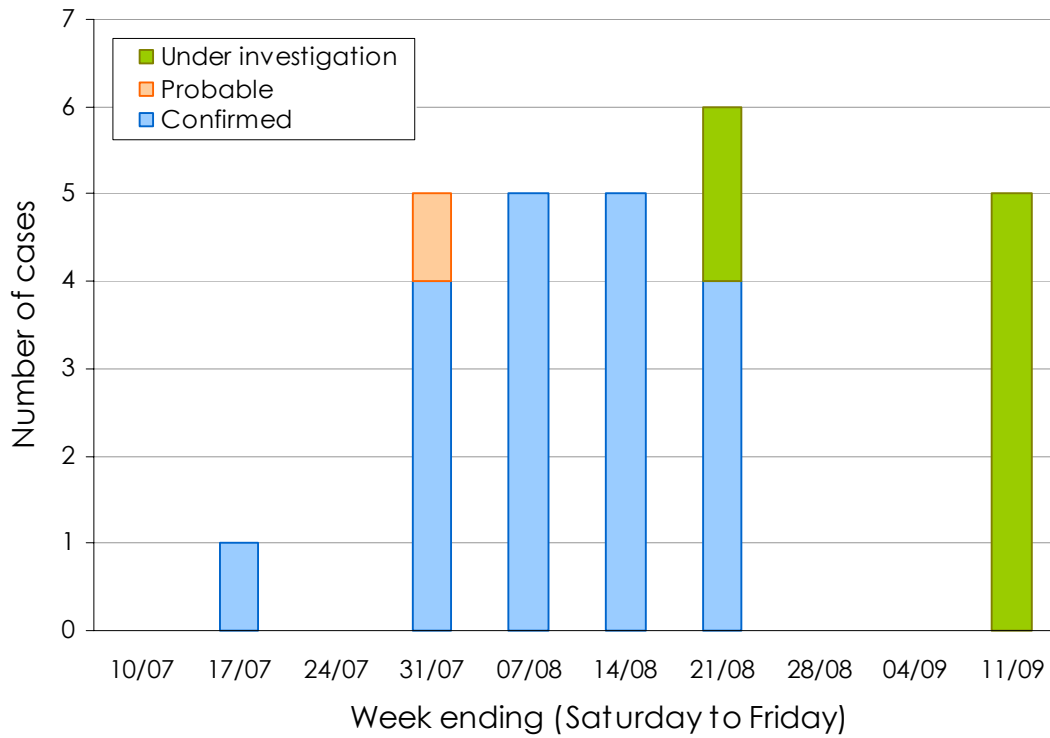


FIGURE 1: MEASLES CASES BY WEEKLY REPORT DATE AND CASE STATUS IN THE AUCKLAND REGION (04/07/09 to 11/09/09)

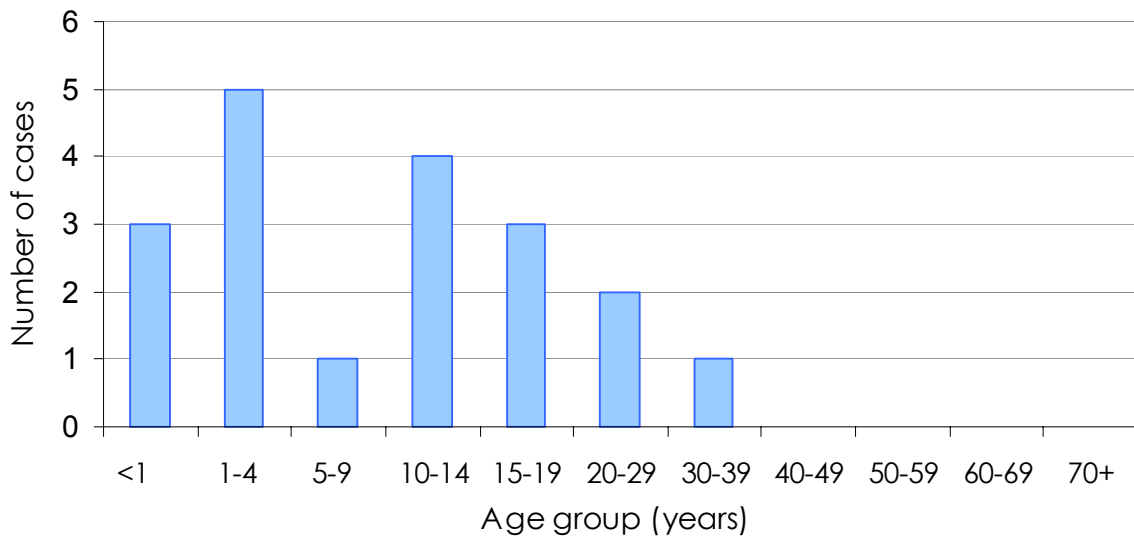


FIGURE 2: CONFIRMED AND PROBABLE MEASLES CASES BY AGE GROUP IN THE AUCKLAND REGION (04/07/09 to 11/09/09)

TABLE 2: CONFIRMED & PROBABLE MEASLES CASES IN THE AUCKLAND REGION  
(04/07/09 to 11/09/09)

	Auckland DHB	Counties Manukau DHB	Waitemata DHB	TOTAL	%*
<b>Total cases: Confirmed and Probable</b>	<b>6</b>	<b>3</b>	<b>11</b>	<b>20</b>	<b>100%</b>
<b>Case Status</b>					
Confirmed (lab or epi link)	6	2	11	19	95%
Probable		1		1	5%
<b>Sex</b>					
Female	5	1	7	13	65%
Male	1	2	4	7	35%
Unknown					-
<b>Age</b>					
<1			3	3	16%
1 to 4		3	2	5	26%
5 to 14	3		2	5	26%
15 to 24	2		2	4	21%
25 to 44	1		1	2	11%
45 to 64					0%
Unknown			1	1	-
<b>Ethnicity</b>					
Asian	1		1	2	17%
European	5		5	10	44%
Maori		1	2	3	17%
Other					0%
Pacific Peoples		2	1	3	22%
Unknown			2	2	-
<b>Hospitalisations</b>					
Yes			3	3	15%
No	6	3	8	17	85%
Unknown					-
<b>Immunisation Status</b>					
Yes	3	2		5	28%
No	3	1	9	13	72%
Unknown			2	2	-
<b>MMR Status</b>					
MMR 1	3	2		5	-
MMR 2					-

Data source: EpiSurv notifications

\* 'Unknowns' excluded from denominator for percentage calculations

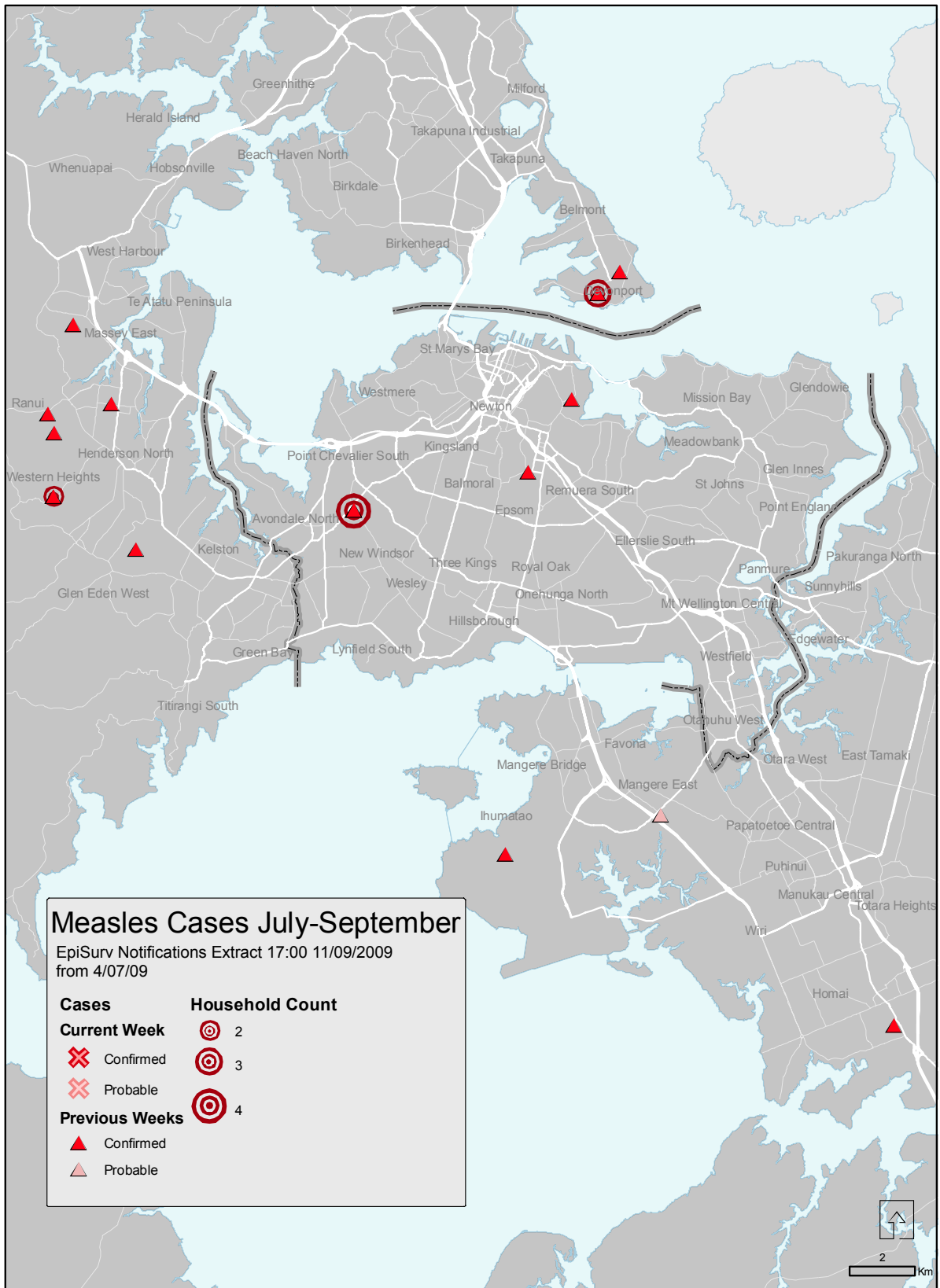


FIGURE 3: CONFIRMED AND PROBABLE MEASLES CASES IN THE AUCKLAND REGION (04/07/09 to 11/09/09)